

# **Installation Guide**

**MathType 6.8**

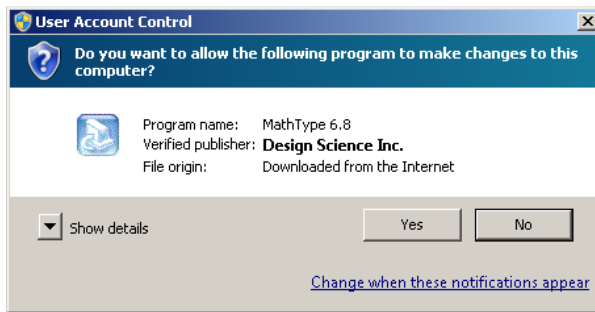
## Getting started

Start the installation by double-clicking mathtype68.exe.



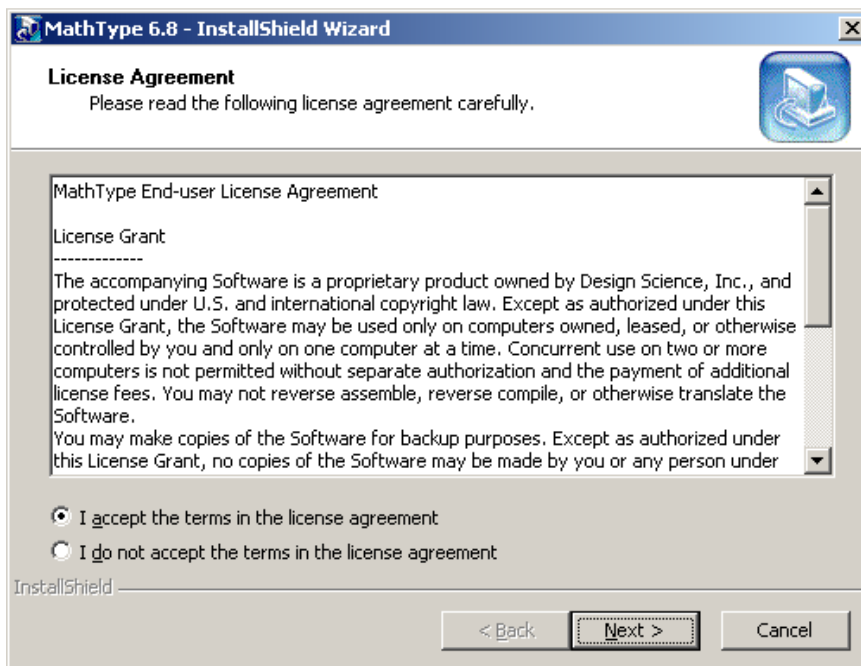
## Beware

If you receive a warning, simply press **Yes/Run** to proceed with the installation.



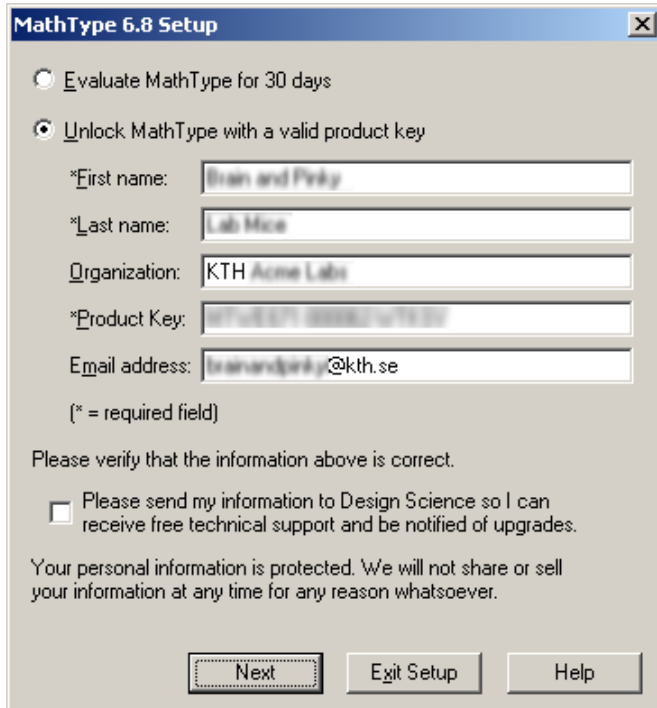
## Step 1

Mark *"I accept the terms in the license agreement"* and press **Next**.



## Step 2

Select “*Unlock MathType with a valid product key*”. Enter your name, KTH as organization, the product key found on the ProgDist page for MathType, and your KTH-based email address. Press **Next** to continue.



**MathType 6.8 Setup**

Evaluate MathType for 30 days

Unlock MathType with a valid product key

\*First name:

\*Last name:

Organization:

\*Product Key:

Email address:

(\* = required field)

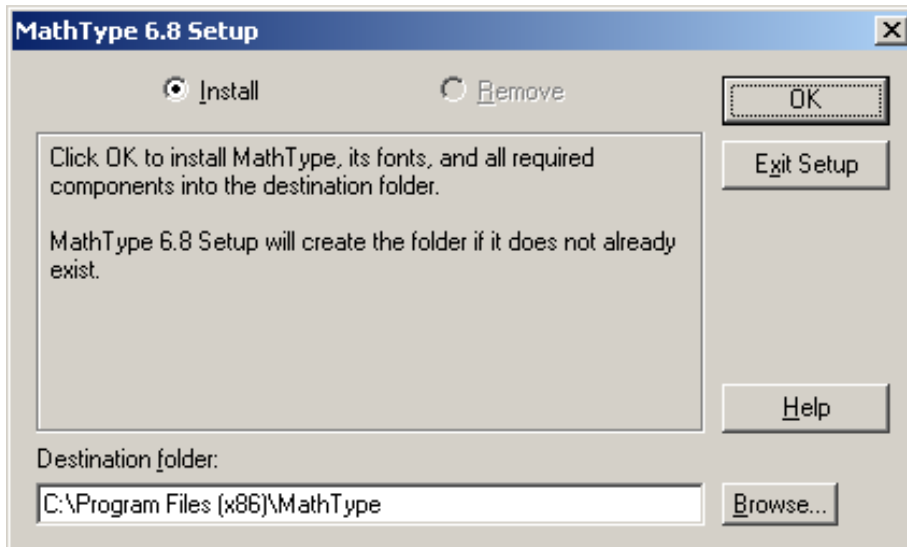
Please verify that the information above is correct.

Please send my information to Design Science so I can receive free technical support and be notified of upgrades.

Your personal information is protected. We will not share or sell your information at any time for any reason whatsoever.

## Step 3

Select “*Install*”, provide a destination folder (or use the default option) and press **OK**.



**MathType 6.8 Setup**

Install  Remove

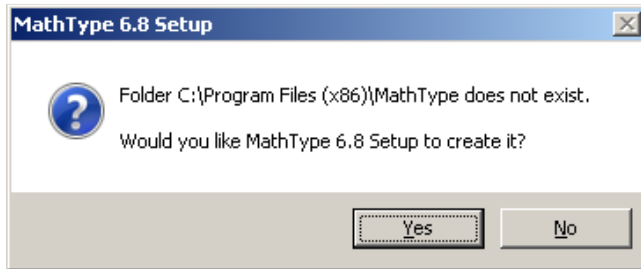
Click OK to install MathType, its fonts, and all required components into the destination folder.

MathType 6.8 Setup will create the folder if it does not already exist.

Destination folder:

## Beware

If this message appears, simply press **Yes** to create the destination folder and proceed with the installation.



## Step 4

Press **Exit Setup** to end the installation.

